

Remote Access Guidance

The Dorset Council Remote Access system allows you to login to a Dorset Council desktop to enable you to access internal applications and services such as Teams/Outlook etc.

Start Page

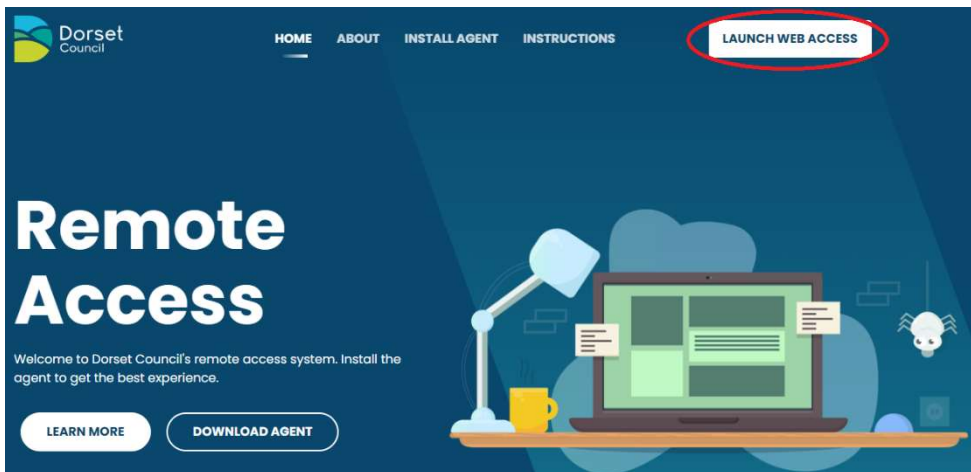
To access the Dorset Council Remote Access system, follow this link <https://remote.dorsetcouncil.gov.uk>

You have two options, web access or agent installation. Web access allows you to login to a Dorset Council desktop without installing anything on your personal device. However, the experience will not be as good as with an agent installation. Agent installation provides better performance, but you will need to install an app on your device.

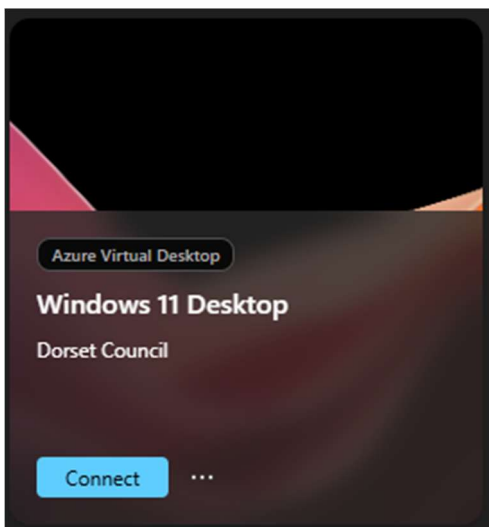
Web Access

Web access allows you to login to a Dorset Council desktop without installing anything on your personal device.

1. From the home page, click on “Launch Web Access” in the top right corner of the screen.



2. Login with your Dorset Council provided details. The username will end @dorsetcouncil.gov.uk.
3. You will now see the “Windows 11 Desktop” option. Click on “Connect” to login.

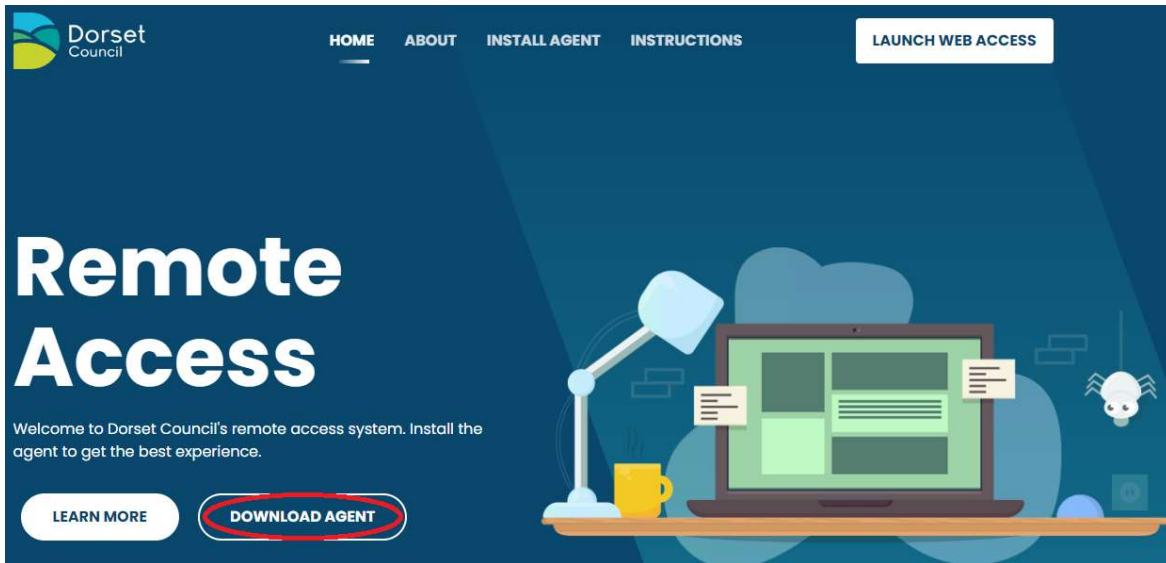


4. You will now be presented with a Dorset Council desktop, where you can use internal applications as if you were in the office.

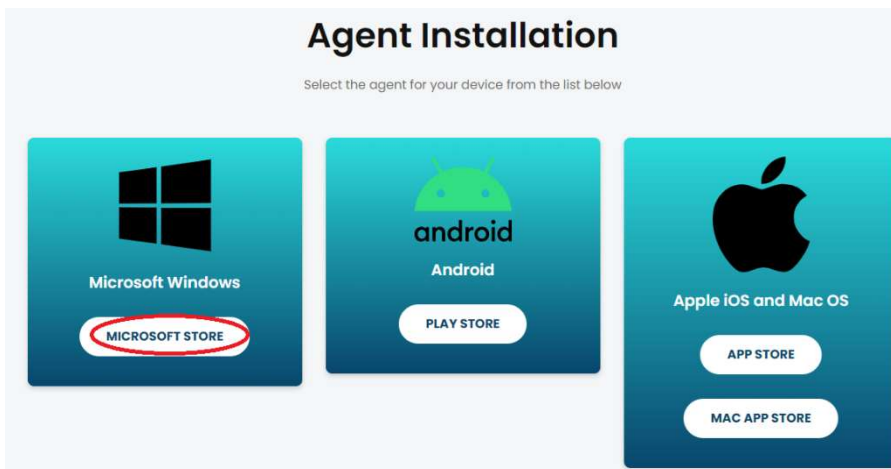
Agent Installation

Using the agent is the preferred method and will give you a better experience.

1. From the home page, click on “Download Agent”



2. Now click on the link that matches the type of device you are using. For these instructions we will assume you are using a Windows computer.
3. Click on the “Microsoft Store” button.



4. Click on “View in store”



5. Click on “Get”
6. This will install “Windows App” on your computer. It will now be in your start menu and in future you can simply open the “Windows App” from your start menu, you don't need to follow steps 1-5 again.
7. Now click on “Sign in”

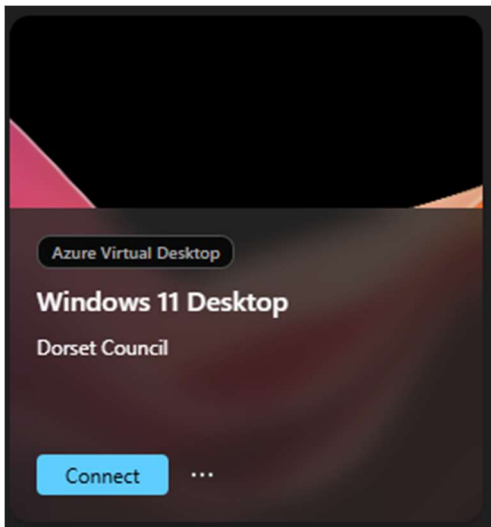


Welcome to Windows App

Connect to your cloud resources with a work or school account



8. Login with your Dorset Council provided details. The username will end @dorsetcouncil.gov.uk.
9. You will now see the “Windows 11 Desktop” option. Click on “Connect” to login.



10. You will now be presented with a Dorset Council desktop, where you can use internal applications as if you were in the office.